


AMBIC®

Low Volume DC Peristaltic Pump



OPERATING INSTRUCTIONS

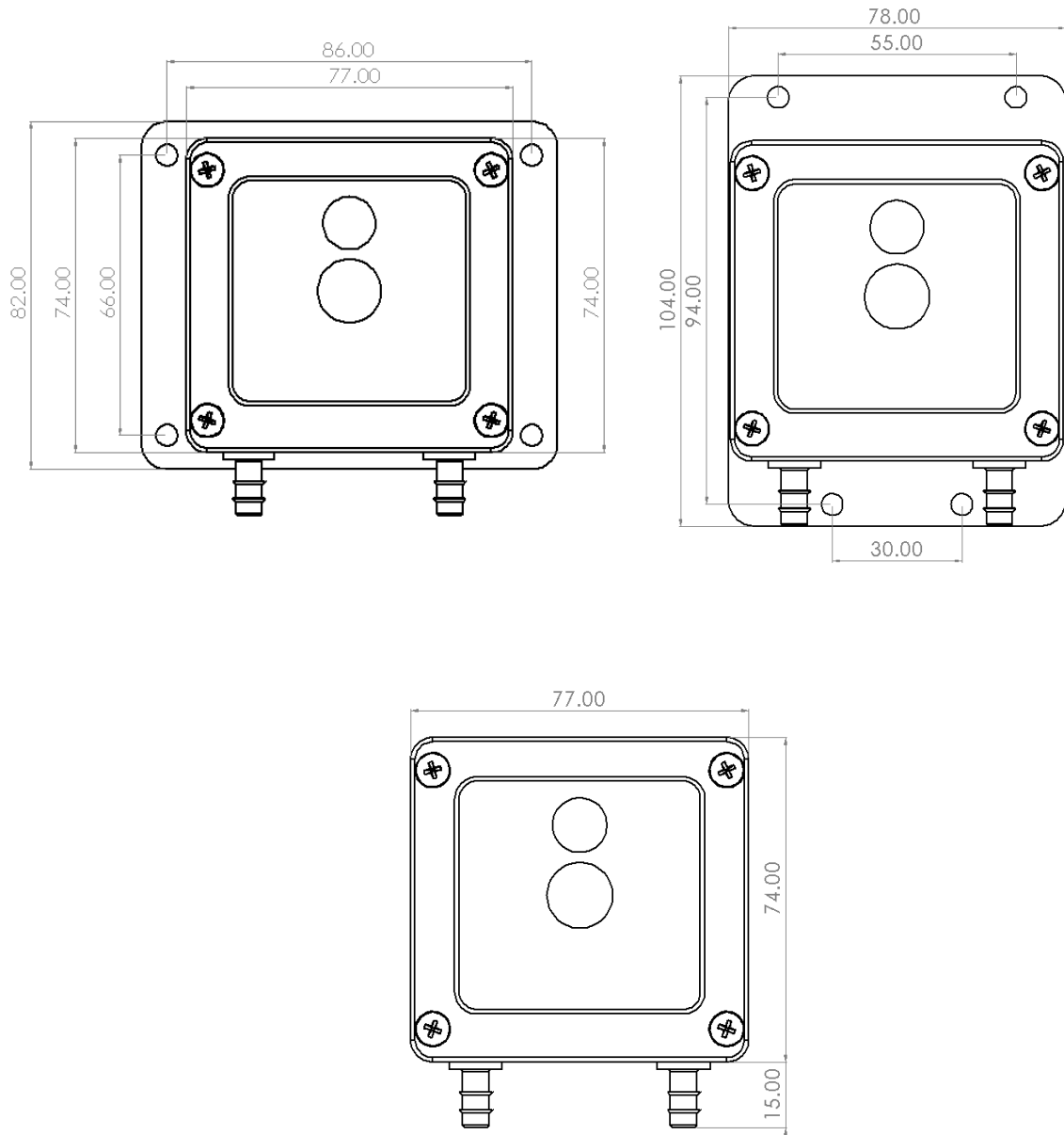
leading best practice in livestock health management

Ambic Equipment Ltd – Low Volume Peristaltic Pump (DC) Operating Notes

Introduction

The Low Volume Peristaltic Pump is supplied as stand-alone pump. It is supplied with or without a stainless steel mounting plate. The pump is supplied as a 9, 12 or 24V version with various size tubes available.

Specifications



Ambic Equipment Ltd – Low Volume Peristaltic Pump (DC) Operating Notes

Pump delivery – These are **nominal** figures using Water at room temperature with a one metre suction and delivery tube:

Output	Voltage	Tube Size & Delivery Rate		
		Delivery Rate 3.2 Bore ml/min	Delivery Rate 4.6 Bore ml/min	Delivery Rate 6.3 Bore ml/min
Fixed	9V	200	460	790
	12V	170	310	510
	24V	100	200	310

Installation

Pump

The pump will turn clockwise when in operation. Liquid intake is on the left hand spigot and delivery is on the right hand spigot when viewed from the pump front. Ensure that the correct tube sizes are used.

Mounting

The pump is designed to be fitted to a suitable plastic or metal enclosure with the correct cut out. Fixing holes are provided on the mounting plate for M4 screws.

Power

The 9, 12 or 24V DC supply should be connected to the appropriate pump using the terminals on the back of the motor. The positive terminal is marked RED and the other terminal will be 0V. The pump draws the following currents when run at room temperature:

	Running Current
9V	1.6A or below
12V	800mA or below
24V	500mA or below

Operation

The pump will run in response to application of a DC voltage and stops on removal of the DC voltage. There are no other controls.

Pump Maintenance

The peristaltic pump tube should be checked regularly for wear. It should also be kept clean and lubricated with silicone grease. We also recommend that the tube be changed at regular intervals, depending upon how long the pump has been in use and the type of fluid being pumped through it.

Ambic Equipment Ltd – Low Volume Peristaltic Pump (DC) Operating Notes






Troubleshooting

Fault	Cause	Remedy
Pump does not work	<p>Pump is connected to the supply.</p> <p>The supply is Switched OFF.</p> <p>Pump is drawing current but not running.</p>	<p>Check that pump is connected to supply voltage.</p> <p>Switch the supply ON.</p> <p>Check the supply is capable of supplying the required current.</p>
No pump output delivery	<p>Pump is not running.</p> <p>Spinner assembly is not running clockwise.</p> <p>Inlet tube is not connected to the left hand Spigot.</p> <p>Suction tube assembly is not properly inserted into chemical drum.</p> <p>Stiffener not fitted to the suction tube.</p> <p>Kinks in the suction and/or delivery tube.</p>	<p>Connect the power to the pump.</p> <p>Reverse the supply connections.</p> <p>Connect the inlet (suction) tube to the left hand spigot.</p> <p>Insert the suction tube into the drum.</p> <p>Fit a stiffener tube; this will help with keeping the suction tube to the bottom of the drum.</p> <p>Remove the kink and make sure it does not happen in the same place again.</p>
Pump does not lift the liquid	<p>Peristaltic tube needs replacing.</p>	<p>Replace the tube with correct size bore, spigot and shore hardness.</p>
Chemical seems to lift and then drop back.	<p>Peristaltic tube needs replacing.</p> <p>Air getting inside the tube.</p>	<p>Replace the tube with correct size bore, spigot and shore hardness.</p> <p>Check if the suction tube is fitted tight on the spigot and if necessary fit a jubilee clip.</p>

Ambic Equipment Ltd – Low Volume Peristaltic Pump (DC) Operating Notes

Parts Listing

The following spare parts are available to order separately:

<p>ALP/101-SA625-PP Peristaltic Tube</p>  <p style="text-align: center;">6.2mm bore Tubes with other bore sizes available upon request</p>	<p>ALP/102 Roller Assembly</p> 
<p>ALP/103 Pump block and cover</p> 	<p>ALP/115 Silicone grease</p> 
	<p>ALP/100-9, ALP/100-12-LI, ALP/100-24 DC Motor (9, 12 or 24V)</p> 

The information in this leaflet is for general information and guidance only. Ambic Equipment Ltd does not provide any warranty on the application of Pumps or Pump Assemblies. It is recommended that customers carry out life tests for their particular application to determine suitability prior to use. The information provided is given in good faith and believed to be current and correct at the time of publication. Ambic Equipment Ltd cannot accept responsibility for any errors or omissions contained in this document.



Ambic Equipment Limited,
1 Parkside, Avenue Two, Station Lane,
Witney, Oxfordshire, OX28 4YF. England
Tel: +44 (0)1993 776555 Fax: +44 (0)1993 779039
www.ambic.co.uk